




云智科技
YDEACHN.COM

Service Hotline: 400-666-9216



Distributor Specification

T-2.1

Version: V02 Date: 2017-07-31

Product Summary

T2.1 Distributor is YDEA-TECH company's independent research and development of the LED display Distributor Fast Gigabit switch, multi-channel signal input and output management, intelligent split video signal, the signal reallocate organization fully supports online fault diagnosis, so that the system is running more stable and reliable, suitable for building displays, lighting engineering and other fixed installations.

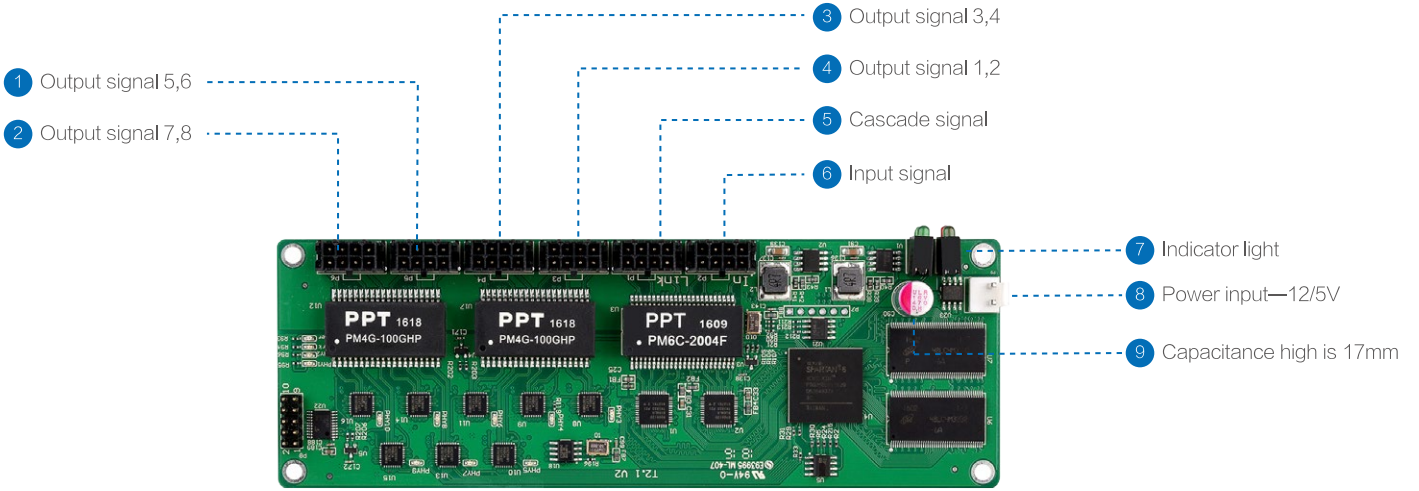
Product Feature

- 1 Ethernet port input, 1 Ethernet port ring out.
- 8 Ethernet ports output.
- Support multiple machine cascade splicing drive high resolution LED large screen.
- Support single, single so arbitrary position offset, special-shaped display.
- 4 kinds of signal transmission mode.
- Support real-time signal integrity diagnosis.
- Long distance cable transmission.

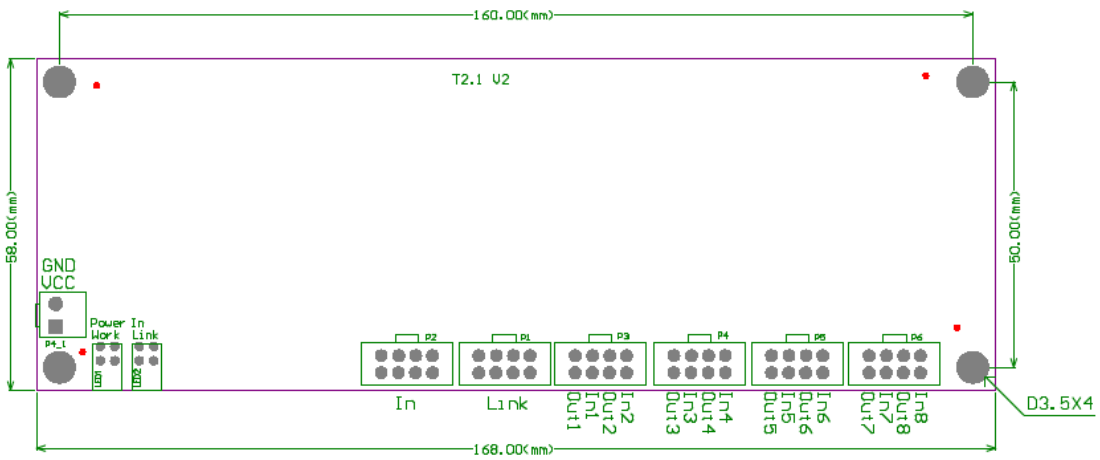
Technical Specifications

Input	1 molex	Compatibility	Micro Series
Signal loop	1 molex	Online upgrade	Support
Output	4 molex	Temperature	-10℃-60℃
Multi-machine in parallel	Support	Humidity	5% -95%
Two-way backup	Support	Power	5/12VDC
Special display	Single distributor、Single port position any offset	Power consumption	<15W
Transmission mode	Top to Bottom、Bottom to Top、Left to Right、Right to Left	Size (L × W × H)	160 × 58 × 17 (mm)
Transmission distance	100m	Weight	<1kg

Chassis Interface Definition

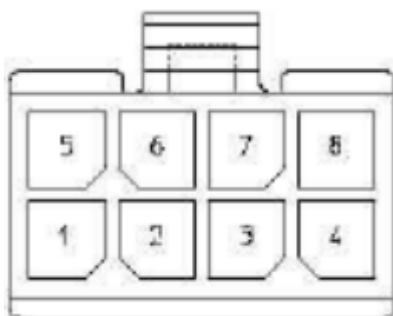


Appearance Board Dimensions



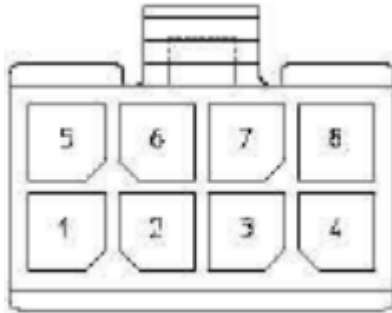
Board Dimensions

- P2/P1 Terminal interface definition



- | | | | |
|----------------|--------------|---------------|---------------|
| 5 Orange | 6 Blue | 7 Green | 8 Brown |
| 1 White orange | 3 White blue | 2 White green | 4 White brown |

● P3 Terminal interface definition



5 A0+

6 A1+

7 B0+

8 B1+

1 A0-

3 A1-

2 B0-

4 B1-

1.P3, P4, P5, P6 Interface definitions are consistent;

2.A0+and A0-For distributor OUT1, A1+and A1-For distributorOUT2, it's Micro network signal output;

3.B0+and B0-For distributor IN1, B1+andB1-For distributor IN2, it's Micro network signal input;